

1. General information

This site is best viewed using 1024x768 screen resolution and has been tested with Internet Explorer 8, FireFox and Chrome.

1.1 Browser settings

1.1.1 Authorization modal windows

This site uses non-modal windows (pop-up). Please configure your system to accept blocker for this site by adding www.cpat-solution.com to the list of allowed sites.

1.1.2 Adjusting Print Settings

To optimize printing, margins should be adjusted to the smallest size possible. For the same reason, the header and footer should be empty.

1.2 Access to CPAT

<https://www.cpat-solution.com/CPAT/default.aspx>

Identification

User

Password

[Forgot Your Password?](#)

**CPAT WEB
LEAKAGE & INGRESS
DETECTION
SOLUTIONS**

This site is the property of CPAT Flex Inc. and is protected by copyright law. ©2014, CPAT Flex Inc. All rights reserved. No parts, or functions can be reproduced, transmitted or stored in any other language, in any form or by any electronic, manual, or other means, or communicated to a third party.

Note 1: This website has been optimized for a screen resolution of 1366x768 and has been tested using the most recent official version of Chrome.
Note 2: This website uses pop-ups dialogs. You must configure your browser to accept pop-ups from the site www.cpat-solution.com.
Note 3: In order to optimize the printing capabilities, margins should be adjusted to the smallest dimensions permitted. For the same reason, the header and the footer must be empty.
Note 4: You will be automatically redirected to this page after 30 minutes of inactivity.

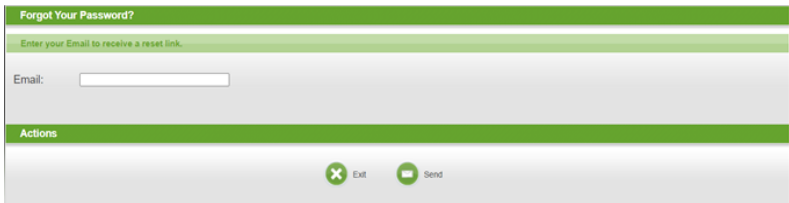
CPAT FLEX This site is the property of [CPAT FLEX](http://www.cpat-solution.com) and is protected by copyright law. ©2014, CPAT Flex Inc. All rights reserved. 1366x768px 50.0px
 2024-02-29 10:00:00 AM EST - CPAT Flex Inc. - 2 824 438 - 512 2240 20 - 2 888 3434 - CPAT Flex Inc.

A user name and password were assigned to each user to protect customer data. This information must be recognized by the system to access CPAT. It should be noted that access to certain features of CPAT is determined by your network operator.

Caution: After a certain period without operation, the access will be disabled, the user authentication will be needed to regain access to CPAT. This period is defined in the system configuration, the default value is 20 minutes.

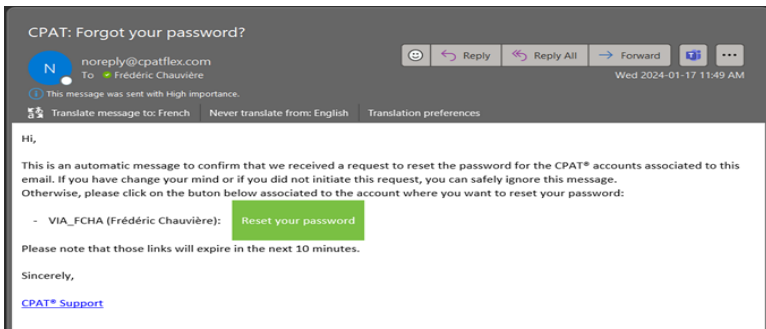
1.3 Forgot Password

It is possible by using the "Forgotten password" function to reset your password via email. The email address used must be the one used to create the account.

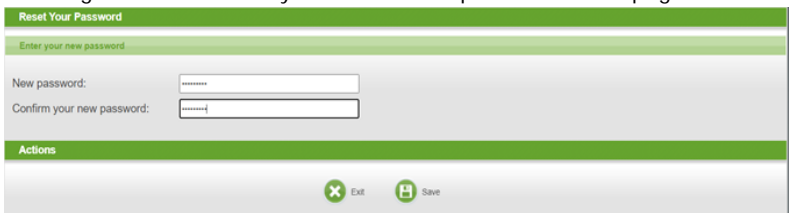


The screenshot shows a web form titled "Forgot Your Password?". At the top, it says "Enter your Email to receive a reset link." Below this is a text input field labeled "Email:". At the bottom, there is an "Actions" bar with two buttons: "Exit" (with a red X icon) and "Send" (with a green envelope icon).

An email is sent with a separate reset link for each account associated with the email address:

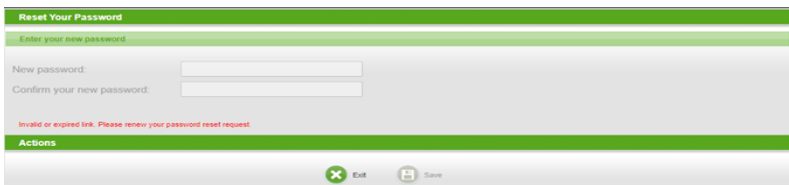


Clicking on the link takes you to an online password reset page:



The screenshot shows a web form titled "Reset Your Password". It says "Enter your new password". There are two text input fields: "New password:" and "Confirm your new password:". At the bottom, there is an "Actions" bar with two buttons: "Exit" (with a red X icon) and "Save" (with a green floppy disk icon).

Please note that the link is only active for 10 minutes and can only be used once:



The screenshot shows the same "Reset Your Password" form as above, but with a red error message at the bottom: "Invalid or expired link. Please renew your password reset request." The "Exit" and "Save" buttons are still visible at the bottom.